

Brooks® S122/C122/F122 Series 2 Inch Stainless Steel Gauges

- » Stainless steel movement providing precision performance
- » Variety of models and pressure ranges to support specific design needs
- » 316L stainless steel wetted parts
- » Gauges welded in oxygen-free chambers to meet rigid cleanliness and safety guidelines
- » 1 year warranty



Product Description

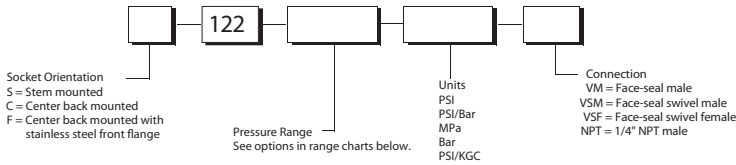
The Brooks Instrument Models S122/C122/F122 Series 2 inch stainless steel gauges were designed and developed for the demanding high-purity applications of the semiconductor industry. With an accuracy of 1% of full scale, the 2 inch gauges offer a reliable and efficient way to monitor pressure locally. This durable measuring device comes in a variety of process corrections, pressure ranges, and socket orientations.

Applications

Gas delivery systems and tools used for semiconductor processing, including:

- Bulk gas
- Gas cabinets
- Gas distribution
- Gas panels

Product Configurations



Range	Figure Intervals*	Smallest Interval*	Range	Figure Intervals*	Smallest Interval*
30-0-15	10 in Hg-3 psi	2 in Hg-1 psi	0-30	5	1
30-0-30	10 in Hg-5 psi	2 in Hg-1 psi	0-60	10	2
30-0-60	30 in Hg-10 psi	5 in Hg-2 psi	0-100	20	2
30-0-100	30 in Hg-20 psi	5 in Hg-2 psi	0-160	40	5
30-0-160	10 in Hg-25 psi	10 in Hg-5 psi	0-200	40	5
30-0-200	30 in Hg-40 psi	10 in Hg-5 psi	0-300	50	10
30-0-300	10 in Hg-50 psi	15 in Hg-10 psi			

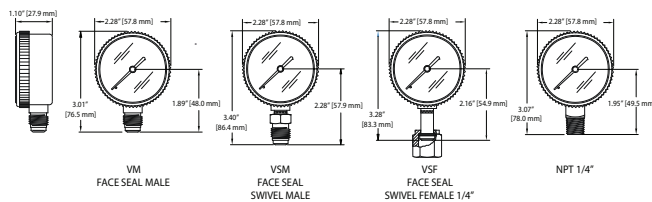
Range	Figure Intervals*	Smallest Interval*
0-400	100	10
0-600	100	20
0-1000	200	20
0-3000	500	100
0-4000	1000	100

NOTE:
All ranges listed are in Hg and/or psi. If a scale other than Hg or psi is required, convert the pressure range code to the customer specified units and use that in the product description code when specifying the product.
For dual range specify the range code for the first engineering unit (Ex. For a dual range with units of KGC/KPA the range should be specified in KGC).

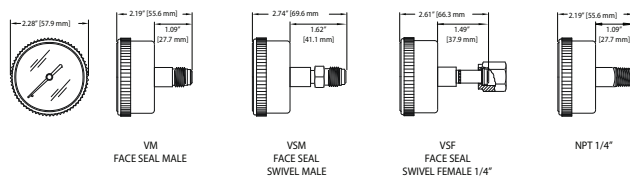
* All figure intervals and smallest interval depicted in this chart represent typical artwork layout and may not be accurate for all gauges.

Product Dimensions

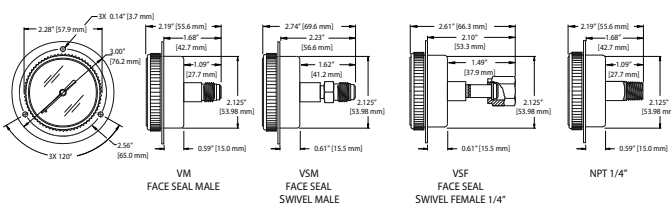
S122



C122



F122



S122/C122/F122 Series 2 Inch Stainless Steel Gauges Specifications

Socket Orientation

S122	Stem mounted
C122	Center back mounted
F122	Center back mounted with stainless steel front flange
Case Material	300 Series Stainless Steel, electropolished
Bezel & Lens Material	One-piece polycarbonate, screw-on
Socket	316L Stainless Steel
Movement	300 Series Stainless Steel
Bourdon Tube	316L Stainless Steel
Proof Pressure	110%
Burst Pressure	400%
Connections	Face-seal male, face-seal swivel male, face-seal swivel female and 1/4" NPT male
Finish	32 Ra standard, 10 Ra optional
Dial	White with black markings. "Use No Oil" is red
Accuracy	1% of full scale
Safety Relief	Unrestricted rear blow-out plug
Helium Leak Check	4 x 10 ⁻⁹ Inboard Std. cc/sec
Cleaning	Cleaned for oxygen service to ANSI B40.1 level IV specifications
Pressure Ranges Available	Vacuum to 4,000 PSI (276 bar). Metric also available. (See chart on the left)
Approximate Shipping Weight	0.50 lbs (0.23 kg)

Brooks is a trademark of Brooks Instrument, LLC.
All other product or service names mentioned in this document may be trademarks of the companies with which they are associated. System descriptions are typical and subject to change without notice.

DS PR-S122-C122-F122-eng (supersedes PF402 Rev 002) 04/10

HELP DESK

In case you need technical assistance:

Americas ☎ 1-888-554-FLOW
Europe ☎ +(31) 318 549 290
Asia ☎ +011-81-3-5633-7100



Brooks Instrument
407 West Vine Street
P.O. Box 903
Hatfield, PA 19440-0903 USA
T (215) 362 3700
F (215) 362 3745
E-Mail BrooksAm@BrooksInstrument.com
www.BrooksInstrument.com

Brooks Instrument
Neonstraat 3
6718 WX Ede, Netherlands
T +31 (0) 318 549 300
F +31 (0) 318 549 309
E-Mail BrooksEu@BrooksInstrument.com

Brooks Instrument
1-4-4 Kitasuna Koto-Ku
Tokyo, 136-0073 Japan
T +81 (0) 3 5633 7100
F +81 (0) 3 5633 7101
E-Mail BrooksAs@BrooksInstrument.com

BROOKS
INSTRUMENT