

# Brooks® IPT122 Series 2 Inch Stainless Steel Indicating Pressure Transmitters

- » Compact unit for easy installation into new or existing gas systems
- » Local or remote indication of system pressure to ensure process accuracy and protect product yields
- » High purity for use in all application environments



## Product Description

With a variety of outputs available, Brooks' IPT122 Series 2 inch stainless steel Indicating Pressure Transmitters (IPT) are very versatile devices. Accurate within 1% of full scale, the IPT can provide 0 to 5 VDC, 1 to 5 VDC or 4 to 20 mA outputs with pressure ranges up to 4,000 psi.

## Features

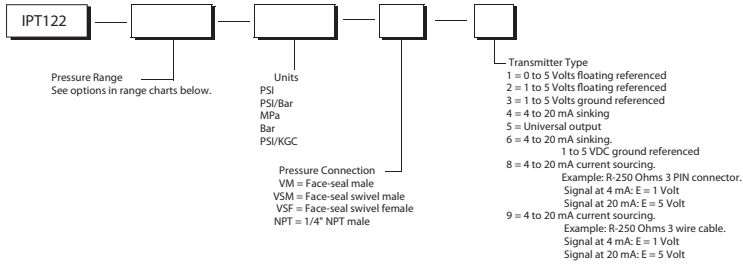
- Solid-state design with 1 to 5 VDC, 0 to 5 VDC or 4 to 20 mA outputs
- Universal output configuration available
- Local and remote pressure monitoring
- Interfaces with automatic purge systems, PLCs or data acquisition systems

## Applications

Gas delivery systems and tools used for semiconductor processing, including:

- Bulk gas
- Gas cabinets
- Gas distribution
- Gas panels

## Product Configurations



Range	Figure Intervals*	Smallest Interval*
30-0-15	10 in Hg-3 psi	2 in Hg-1 psi
30-0-30	10 in Hg-5 psi	2 in Hg-1 psi
30-0-60	30 in Hg-10 psi	5 in Hg-2 psi
30-0-100	30 in Hg-20 psi	5 in Hg-2 psi
30-0-160	10 in Hg-25 psi	10 in Hg-5 psi
30-0-200	30 in Hg-40 psi	10 in Hg-5 psi
30-0-300	10 in Hg-50 psi	15 in Hg-10 psi

Range	Figure Intervals*	Smallest Interval*
0-30	5	1
0-60	10	2
0-100	20	2
0-160	40	5
0-200	40	5
0-300	50	10

**NOTE:**  
All ranges listed are in Hg and/or psi. If a scale other than Hg or psi is required, convert the pressure range code to the customer specified units and use that in the product description code when specifying the product.  
For dual range specify the range code for the first engineering unit (Ex. For a dual range with units of KGC/KPA the range should be specified in KGC).

Range	Figure Intervals*	Smallest Interval*
0-400	100	10
0-600	100	20
0-1000	200	20
0-3000	500	100
0-4000	1000	100

\* All figure intervals and smallest interval depicted in this chart represent typical artwork layout and may not be accurate for all gauges.

## IPT122 2 Inch Stainless Steel Indicating Pressure Transmitter Specifications

<b>Case Material</b>	300 Series Stainless Steel, electropolished
<b>Bezel and Lens Material</b>	One-piece polycarbonate, screw-on
<b>Socket</b>	316L stainless steel
<b>Movement</b>	300 Series Stainless Steel
<b>Bourdon Tube</b>	316L Stainless Steel
<b>Burst Pressure</b>	110%
<b>Burst Pressure</b>	400%
<b>Connections</b>	Face-seal male, face-seal swivel male, face-seal swivel female and 1/4" NPT male
<b>Dial</b>	White with black marking. "Use No Oil" is red
<b>Accuracy</b>	1% of full scale
<b>Helium Leak Check</b>	4 x 10 <sup>-9</sup> Inboard Std. cc/sec
<b>Cleaning</b>	Cleaned for oxygen service to ANSI B40.1 level IV specifications
<b>Response Time</b>	Less than 200 milliseconds
<b>Operating (ambient)</b>	0° to 160°F (-18° to 71°C)
<b>Compensating</b>	20° to 135°F (-7° to 57°C)
<b>Storage</b>	-20° to 175°F (-29° to 79°C)
<b>Voltage In</b>	11.5 to 30 VDC (12 VDC recommended)
<b>Voltage Stability</b>	Filtered power supply with noise < 2mV RMS, ripple < 6 mV P-P
<b>Operating Current</b>	40 mA maximum short circuit to ground, 8 mA continuous load, 10 mA maximum intermittent


### Output Voltage

Type 1	0-5 VDC
Type 2	1-5 VDC
Type 3	1-5 VDC ground referenced
Type 4	4-20 mA sinking
Type 5	0-5 VDC or 1-5 VDC, or 4-20 mA current sink
Type 6	1-5 VDC ground reference, 4-20 mA sinking
Type 8	4-20 mA sourcing, 3 Pin Molex connector with 10' cable
Type 9	4-20 mA sourcing 6' cab/w with tinned ends
<b>Output Current</b>	40 mA max. short circuit to ground. 10 mA continuous load.
<b>Transmitter Leads</b>	2 m [6'] cable, tinned ends, 0.23" in diameter
<b>Pressure Ranges Available</b>	Vacuum to 4,000 PSI (276 bar). Metric also available (See chart on the left)
<b>Approximate Shipping Weight</b>	8.5 lbs. (0.39 kg)

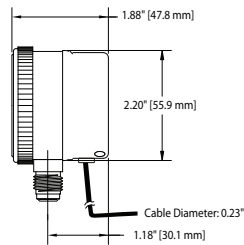
Brooks is a trademark of Brooks Instrument, LLC. All other product or service names mentioned in this document may be trademarks of the companies with which they are associated. System descriptions are typical and subject to change without notice.

DS-PR-IPT122-eng (supersedes PF404 Rev. 0) D/10

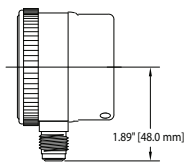
## Product Dimensions



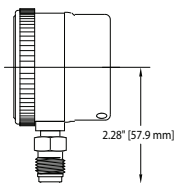
FRONT VIEW



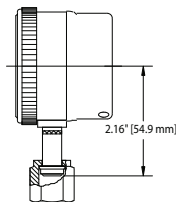
SIDE VIEW



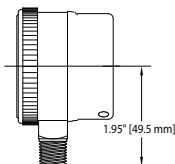
VM  
FACE SEAL MALE 1/4"



VSM  
FACE SEAL  
SWIVEL MALE 1 /4"



VSF  
FACE SEAL  
SWIVEL FEMALE 1 /4"



NPT  
1/4"

### HELP DESK

In case you need technical assistance:

Americas ☎ 1-888-554-FLOW  
Europe ☎ +(31) 318 549 290  
Asia ☎ +011-81-3-5633-7100



**Brooks Instrument**  
407 West Vine Street  
P.O. Box 903  
Hatfield, PA 19440-0903 USA  
T (215) 362 3700  
F (215) 362 3745  
E-Mail BrooksAm@BrooksInstrument.com  
[www.BrooksInstrument.com](http://www.BrooksInstrument.com)

**Brooks Instrument**  
Neonstraat 3  
6718 WX Ede, Netherlands  
T +31 (0) 318 549 300  
F +31 (0) 318 549 309  
E-Mail BrooksEu@BrooksInstrument.com

**Brooks Instrument**  
1-4-4 Kitasuna Koto-Ku  
Tokyo, 136-0073 Japan  
T +81 (0) 3 5633 7100  
F +81 (0) 3 5633 7101  
E-Mail BrooksAs@BrooksInstrument.com

**BROOKS**  
INSTRUMENT